

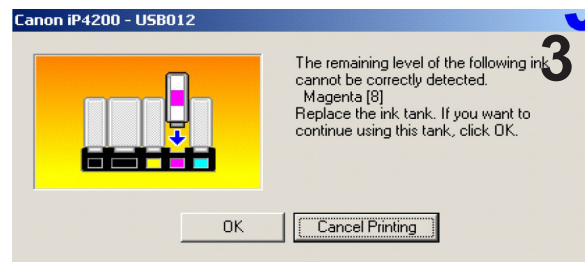
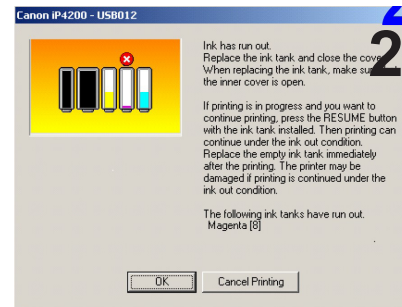
Canon Chip Warning Messages & Options

There are two options when you have received the popup messages warning you that the ink tank has run out of ink. You can disable the warning and acknowledge overriding the chip. The other option is to acquire a resetter that will allow to reset the ink level on the chip to a full status as a new cartridge would be. Reliable resetters are currently available for the PGI-5 and CLI-8, PGI-220 & CLI-221 ,PGI-225& CLI-226 family of tanks and are available at Precision Colors.

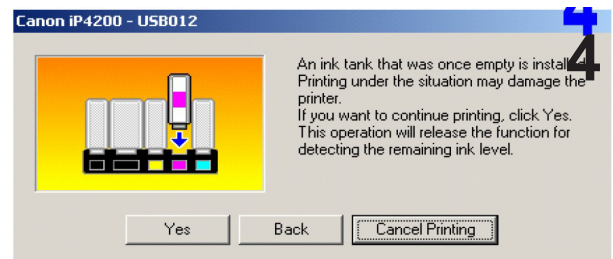


1,2&3. The screen may display two messages and the LED light flashes permanently.

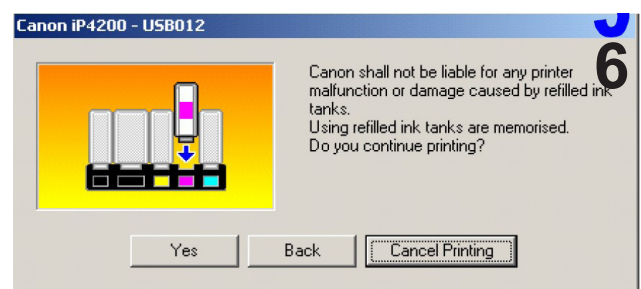
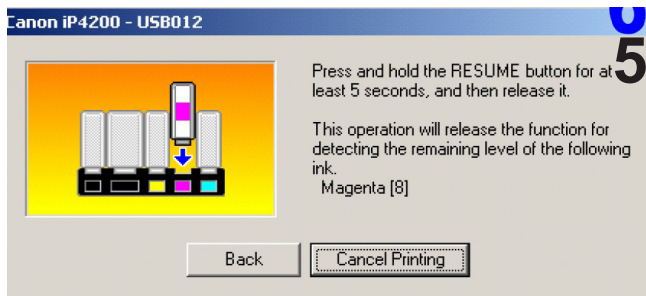
4. After clicking the YES and confirming the ink tank will be used, the ink level warning will be deactivated.



5. It is now necessary to press the resume button at the printer (Paper Feed) for at least 5 (Five) seconds. The printer will print and there will be another message box a while later. Confirm OK.



6. There will be a last third message absolving Canon from damages if the refilled cartridge



Replacing the refilled cartridges with new authentic Canon cartridges or resetting the chip with a resetter device will reset the printer, turn off the flashing lights and restore the ink levels software of the printer .

The above instructions are a general guideline and instructions on bypassing the ink monitor is available within the printer documentation for each model of printer.